

















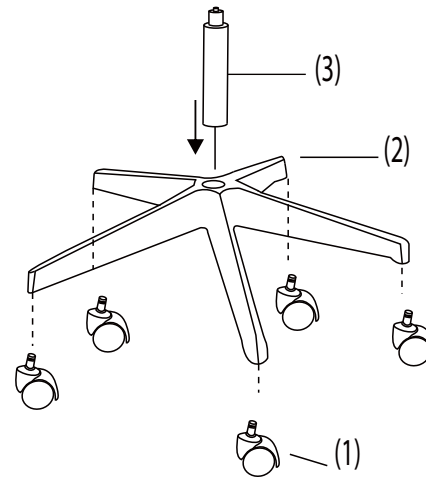
# Assembling Instruction ICA-CT DC001BK

(1) Castors	(2) Base	(3) Gas Lift	(4) Mechanism
 X5			
(5) Armrests	(6) Seat	(7) Back	
 X2			

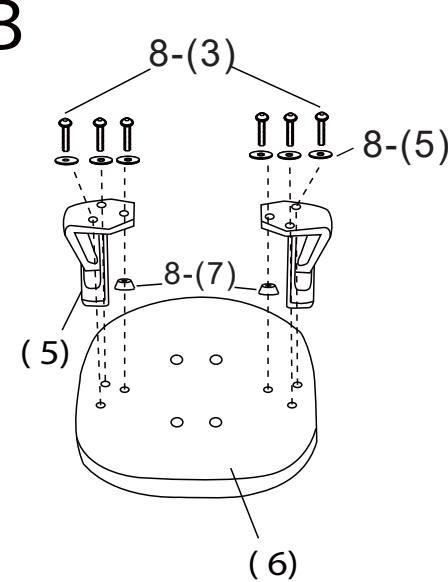
- ( 8 )
-  X2 ( M6\*20mm )
  -  X2 ( M6\*30mm )
  -  X6 ( M6\*35mm )
  -  X3 ( M8\*50mm )
  -  X10 ( 6\*16mm )
  -  X3 ( 8\*17mm )
  -  X4 ( 8mm )
  -  X3 ( 8mm )
  -  X1 ( 5\*25\*65mm )



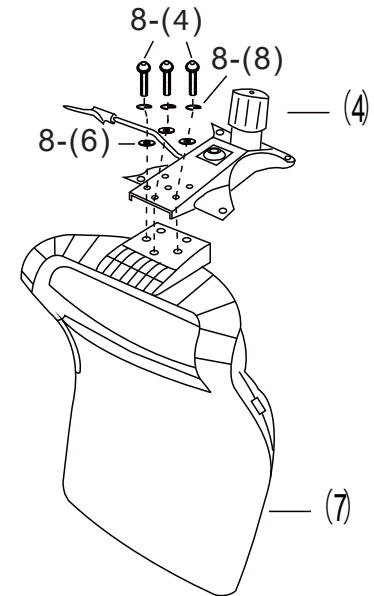
**A**



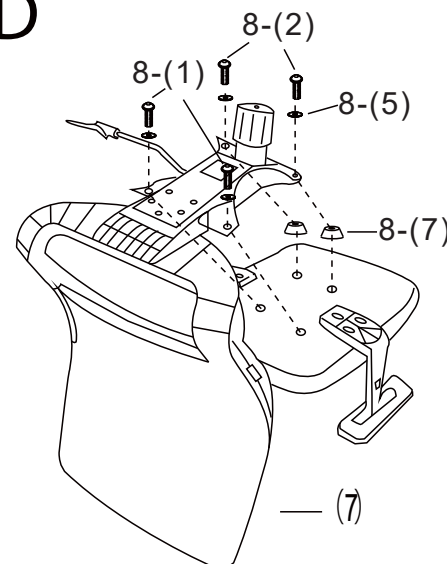
**B**



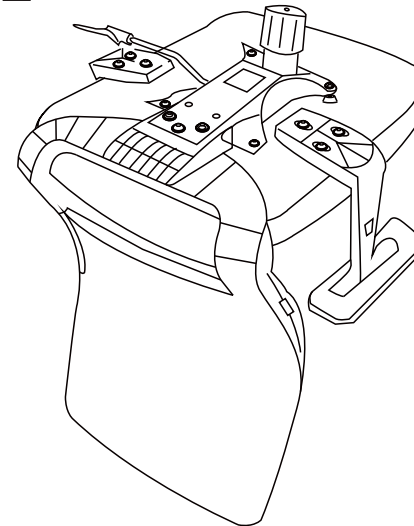
**C**



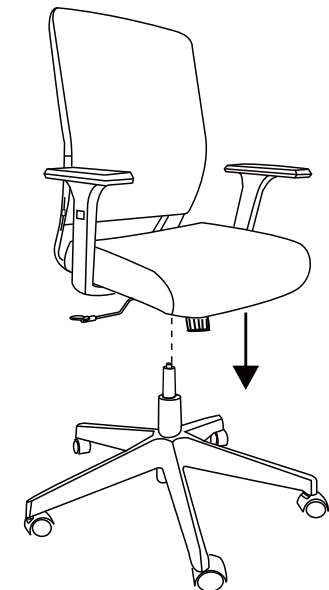
**D**



**E**



**F**



## Caution

- Please move the button on both sides When adjust lumbar cushion.  
If put forth your strength to move one side, internal structure may damage.
- Please don't lean back in the chair when adjust lumbar cushion.