




Wall mount Rack 19"




Single section, removable panels



Distinctive mark:
100% Made in Italy

Techly Professional introduces a new line of cabinets produced in Italy, which maintains an aggressive price but, at the same time, it is treated in every detail, to satisfy even the most demanding installers.

-  **Workability and cost-effectiveness:** equipped with two pairs of rails (front and rear) and removable side panels with key lock **for fast and safe installation of rack accessories.**
-  **Quick assembly:** pre-assembled easy to install thanks to the door with an opening greater than 210 °; the holes on the back allow quick wall mounting.
-  **Safety:** front tempered glass door with key lock; side panels equipped with a key lock.

-  **Robustness:** solid painted structure with **load capacity up to 50 kg.**
-  **Versatility:** two pairs of 1.5mm 19" rails, removable blind side panels with ventilation slots; fixed blind rear panel with holes for wall mounting, reversible and removable tempered glass door complete with key lock. Two 120mm ventilation fans can be installed on the top. Cable entry facilities both on top and on bottom. Grounding kit included in the supply.
-  **Accessories:** **a wide range of accessories** to meet the needs of designers and installers.

QUALITÀ
italiana

MADE IN ITALY CE certificate according to EN 62208.
Built in compliance with the European standards IEC297;
IEC297-1; IEC297-2; IEC297-3; EN61439-1; 60529;
EN12150-1 and to the UNI EN ISO 9001: 2015 standard

 **TECHly**[®]
PROFESSIONAL
MADE IN ITALY

WWW.TECHLY.COM



Features:

- Single section wall cabinet with sturdy painted steel structure
- Tempered safety glass door or vented/blind metal door, easily removable and reversible, opening angle greater than 210°, locking with key
- Fixed blind back panel with holes for quick wall installation
- Removable blind side panels with key lock and ventilation slots
- Provision for cable entry on the base and on the top with pre-cut profiles (210 x 50 mm)
- Ready for the installation of 2 fan with 120 mm dimension
- A pair of 19" front rails in welded steel, painted with metallic powder, adjustable in depth
- A pair of fixed 19" rear rails
- Grounding kits included in the supply
- Static load: 50 kg
- Protection category: IP20
- Color: RAL 7035 (gray) and RAL 9005 (black) and RAL 9016 (white)



CODE	U	DIMENSIONS			Usable D mm	DOOR	COLOR
		H mm	W mm	D mm			
I-CASE EW-2006BK5C	6	370	600	500	360	blind	black
I-CASE EW-2006BK5V	6	370	600	500	360	grilled	black
I-CASE EW-2009BK5	10	523	600	500	360	glass	black
I-CASE EW-2009G5	10	523	600	500	360	glass	grey
I-CASE EW-2010WH5	10	523	600	500	360	glass	white
I-CASE EW-2010WH6	10	523	600	600	460	glass	white
I-CASE EW-2010BK5C	10	523	600	500	360	blind	black
I-CASE EW-2010BK5V	10	523	600	500	360	grilled	black
I-CASE EW-2010BK6C	10	523	600	600	460	blind	black
I-CASE EW-2010BK6V	10	523	600	600	460	grilled	black
I-CASE EW-2012BK5	13	655	600	500	360	glass	black
I-CASE EW-2012G5	13	655	600	500	360	glass	grey
I-CASE EW-2013WH5	13	655	600	500	360	glass	white
I-CASE EW-2013WH6	13	655	600	600	460	glass	white
I-CASE EW-2013BK6C	13	655	600	600	460	blind	black
I-CASE EW-2013BK6V	13	655	600	600	460	grilled	black
I-CASE EW-2015BK5	16	787	600	500	360	glass	black
I-CASE EW-2015G5	16	787	600	500	360	glass	grey
I-CASE EW-2016WH5	16	787	600	500	360	glass	white
I-CASE EW-2016WH6	16	787	600	600	460	glass	white
I-CASE EW-2016WH6C	16	787	600	600	460	blind	white
I-CASE EW-2016BK6C	16	787	600	600	460	blind	black
I-CASE EW-2016BK6V	16	787	600	600	460	grilled	black

