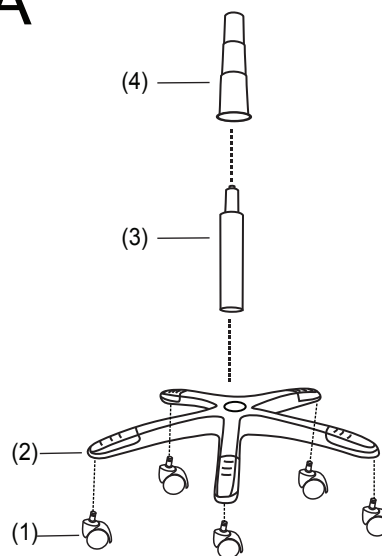
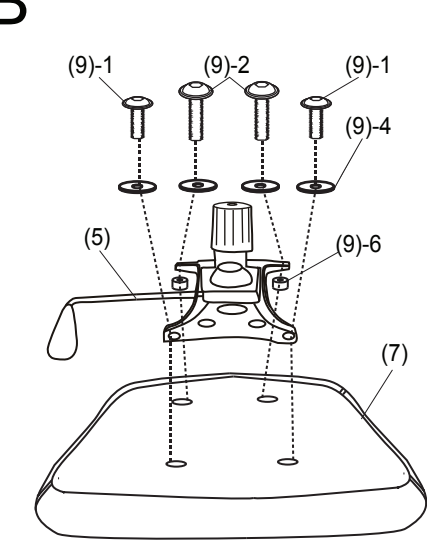
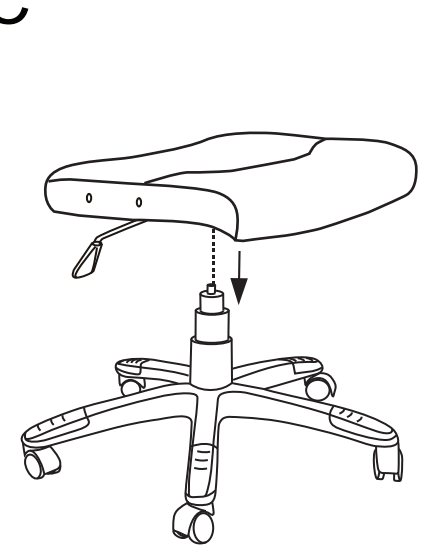
















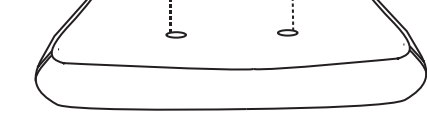


Assembling Instruction ACA089

(1)Castors	(2)Base	(3)Gas Lift	(4)3 Cups Plastic Cover	A 	B 	C 									
 X5							(5)Mechanism	(6)Armrests	(7)Seat	(8)Back					
				 X2											
(9) <ul style="list-style-type: none"> 1.  X2(M6*20mm) 2.  X2(M6*25mm) 3.  X8(M8*25mm) 4.  X4(6*16mm) 5.  X8 6.  X2(5mm) 7.  X1(5mm) 				D 				E 				F 