

Safety Notice:

1. Do not hot plug when it is working.
2. Use DC12V power supply only. Make sure specification matched if using adapters not supplied by factory.

• Introduction

This is a HDbiT HDMI 2×2 configuration video wall controller, with 1 HDbiT input(RJ45 port), and 4 HDMI outputs. It based on advanced HDbiT technology, by working together with a HDbiT transmitter, easy to divide and extend the input video to four same size displays, and the extension distance is up to 120 meters via CAT6. The supported resolution is up to full HD 1080p@60Hz.

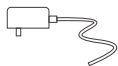
• Features

1. Applied advanced HDbiT HD digital AV transmission protocol.
2. Extend HDMI signal up to 120 via CAT6 by working together with a HDbiT transmitter.
3. With 4 HDMI outputs, divides the input video into four ports and extend to four same size displays.
4. Resolution supported is up to 1080p@60Hz.
5. Support video wall screen mode and clone screen mode.
6. With 3.5mm audio output port, access to audio equipment easily.
7. Plug and play.
8. Wall-mountable design, convenient for installation.
9. Support IR pass back function .

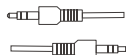
• Package contents



video wall controller unit ×1pcs



power adapter (12V2A) ×1pcs



3.5mm jack audio cables ×1pcs



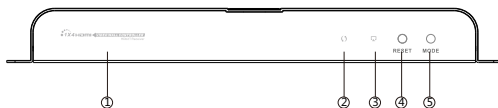
user manual ×1pcs

• Installation requirements

1. Source device:
Source device with HDMI output, such as set-top boxes, computers, video recorders, etc.
2. Transmitter unit:
Transmitter unit that compliant to HDbiT transport protocol
3. Display device:
Display device with HDMI input, such as television, projector, HD display, etc.
4. UTP/STP cat5/5e/6 cable, follow standard IEEE-568B
Network cable length support between every connection:
CAT5 80m
CAT5e 100m
CAT6 120m.

• Panel description

1. Front panel :



① Power indicator

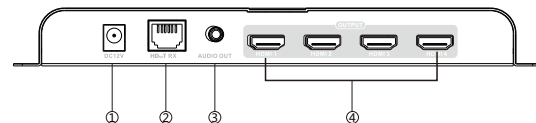
② Data transmission indicator

③ Connection indicator

④ Reset button

⑤ Mode button

2. Back panel :



- ① DC input (DC12V)
- ② HDbiT signal input
- ③ Audio output
- ④ HDMI signal outputs

• Connection and Operation

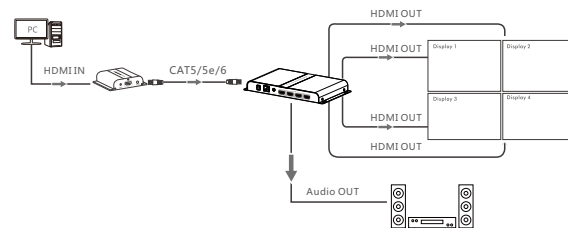
1. Network cable

Follow the standard of IEEE-568B:

- | | | |
|-----------------|---------------|----------------|
| 1- Orange/white | 2- Orange | 3- Green/white |
| 4- Blue | 5- Blue/white | 6- Green |
| 7- Brown/white | 8- Brown | |



2. Connection drawing



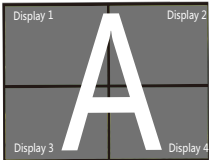
3. Connection instruction

- 1) Connect source device and HDbiT transmitter via HDMI cable
- 2) Connect HDbiT transmitter and this video wall controller unit via network cable under stander IEEE-568B
- 3) Connect video wall controller unit and four equally sized displays via HDMI cable
- 4) Connect power supplies of all devices, and video wall controller works

4. Display Modes

(1)

Video Wall Screen Mode



(2)

Clone Screen Mode



• FAQ

- Q: Black screen or there is no any signal on HD displays?
- A: 1) Please check the input resolution of source device, and make sure the resolution can be supported by this video wall controller and your HD display
- 2) Please check and make sure all the cables (HDMI cable, network cable) are connected well.
- Q: Display not fluent or stable ?
- A: 1) Press "RESET" button of the transmitter or this video wall controller, reset and reconnect.

- 2) Use another cables to see if the device works well or not, and make sure the cable is no longer than the distance supported (CAT5-80m , CAT5E-100m , CAT6-120m , HDMI cable :1 to 5 meters).

• Specification

Item	Description
HDMI signal	HDMI1.3, Full compatible with HDCP1.2
Input port	RJ45
Output port	HDMI typeA (Female)
Transfer protocol	HDbiT
HDMI resolution	480i@60Hz, 480p@60Hz , 576i@50Hz , 576p@50Hz , 720P@50/60Hz, 1080i@50/60Hz, 1080p@50/60Hz
Transmission distance	Up to 120 meters transmission distance for 1080p@60HZ Full HD over single CAT6
Transmission rate	18Mbps
Video bandwidth	225Mpixels/s
Working temperature	0-60℃
Power supply	12V /2A
Power consumption	<18W
Product dimension	228x125.4x25mm
Weight	0.65Kg
Color	Black

Disclaimer

The product name and brand name may be registered trademark of related manufacturers. TM and ® may be omitted on the user manual. The pictures on the user manual are just for reference, and there may be some slight difference with the real products. We reserve the rights to make changes without further notice to a product or system described herein to improve reliability, function or design.

HDbiT HDMI 2×2 Video Wall Controller

User Manual

